

Join Seating JS-EE-6875

68.75 End to End Wood Placement

- Fully Welded Construction
- AAMA 2604 Powder Coat
- Powder Coated Inside and Out
- Available drainage or Fully Sealed Bottom

How to Specify this Product

Include Product SKU, and dimensions if a custom size is required. Supply drawings for custom projects and include product name and color.

SKU

- JS-EE-6875
68.75"L x 22.75"W x 18"H



Green Theory™

greentheorydesign.com

Date: 02 22 2022
Specification Sheet Version 1.3A
Units measured in imperial inches

Green Theory reserves the right to revise technical specifications at any time without prior notice. Correct mounting hardware and the method of mounting of the product are imperative to user safety. Use installation instructions to correctly position and install product.
©2022 Green Theory Design

Join Seating

JS-EE-6875

68.75 End to End Wood Placement

Materials

Made with Powder Coated Marine Grade Aluminium (0.125")

Standard Powder Coat

- Matte Black
- Pewter
- Gloss White
- Metallic Silver
- Smokey Beige
- Suede Bronze

Premium Powder Coat

- Obsidian
- Sandstone
- Desert
- Terra
- Dark Oak
- Smoke

Custom Powder Coat

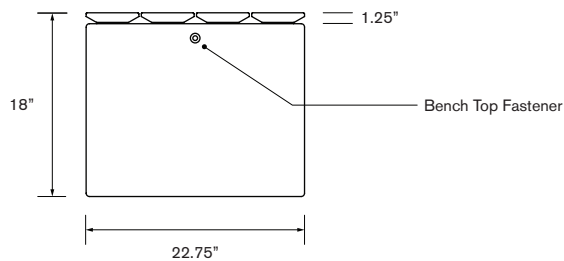
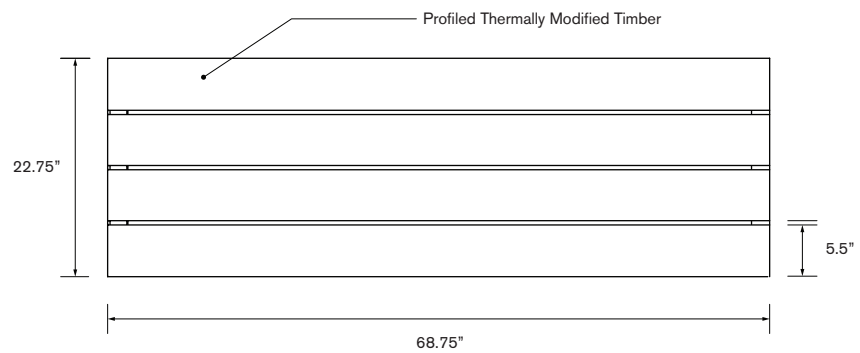
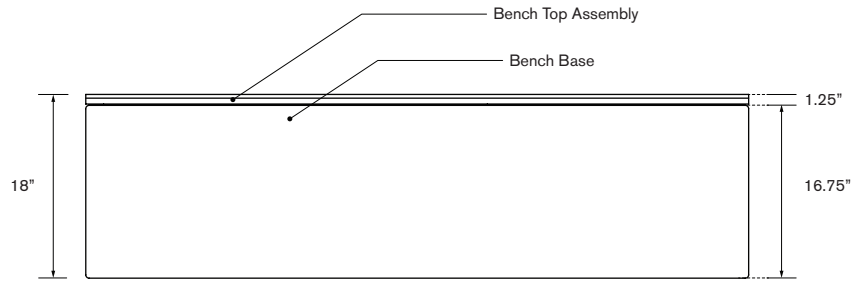
RAL _____

Additional Details

- No Drainage
- Modular
- Kick
- Insulation
- Castors
- Lighting
- Custom Size

Notes

Quantity



Green Theory™

greentheorydesign.com

Date: 02 22 2022
 Specification Sheet Version 1.3A
 Units measured in imperial inches

Green Theory reserves the right to revise technical specifications at any time without prior notice. Correct mounting hardware and the method of mounting of the product are imperative to user safety. Use installation instructions to correctly position and install product.
 ©2022 Green Theory Design