


Join Seating

22.75 Front to Back Wood Placement JS-FB-2275

Join seating is constructed of marine grade aluminum or weathering steel, and thermally modified timber. Join seating can be fastened to the modular planter and edging systems to create an array of small or large configurations for engaging outdoor spaces. The entire Join system is ultra versatile and can be employed to create a completely unique planter system designed specifically for your project.



Green Theory™

greentheorydesign.com/join

Date: 08 05 2021
Specification Sheet Version 1.2A
Units measured in imperial inches

Green Theory reserves the right to revise technical specifications at any time without prior notice. Correct mounting hardware and the method of mounting of the product are imperative to user safety. Use installation instructions to correctly position and install product.
©2021 Green Theory Design

Join Seating

22.75 Front to Back Wood Placement
JS-FB-2275

Dimensions
L 22.75" W 22.75" H 18.25"

Materials

The Join Seating base is made with marine grade minimum 0.125" aluminum or 11 gauge weathering steel.

- Aluminum
- Weathering Steel

Standard Powder coat

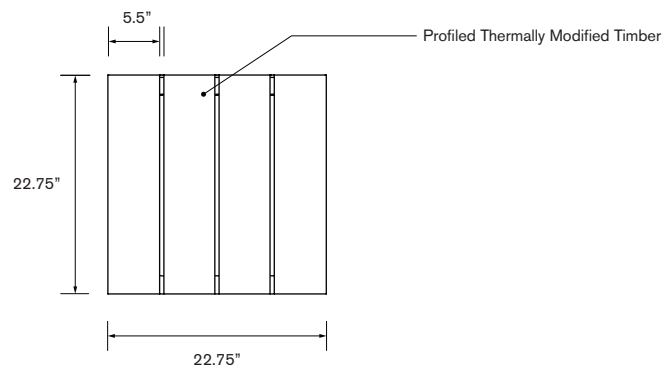
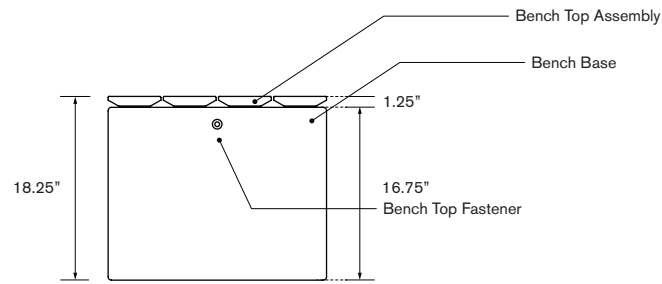
- Matte Black
- Pewter
- Gloss White
- Metallic Silver
- Smokey Beige
- Suede Bronze

Premium Powder coat

- Obsidian
- Sandstone
- Desert
- Terra
- Dark Oak
- Smoke

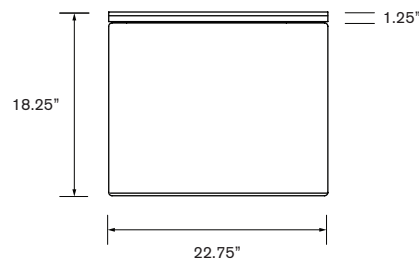
Custom Powder coat

RAL _____



Additional Details

- No Drainage
- Modular
- Kick
- Insulation
- Castors
- Lighting
- Custom Size



Notes

Quantity

Green Theory™

greentheorydesign.com/join

Date: 08 05 2021
Specification Sheet Version 1.2A
Units measured in imperial inches

Green Theory reserves the right to revise technical specifications at any time without prior notice. Correct mounting hardware and the method of mounting of the product are imperative to user safety. Use installation instructions to correctly position and install product.
©2021 Green Theory Design